

Pulse 1-2-3 Chart NESA 2011 Instructor T. Koei Kuwahara Lic. Ac

Practitioner _____ Client _____ Date ___/___/___

(A) Diagnosis

	Wood	Fire	Earth	Metal	Water
1, Asking					
2, Listening					
3, Looking					

4, Touching

Six comparative Pulse DX. Draw the pulse image in each position.

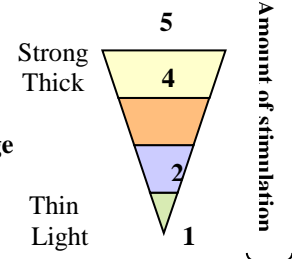
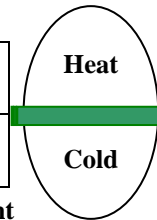
Def. 0 Ex. ● for SHO

R			L		
Yang			3 2 1	Yang	
Middle	LI/LU	ST/SP	0	Middle	SI/HT GB/LR BL/KD
Yin			1 2 3	Yin	

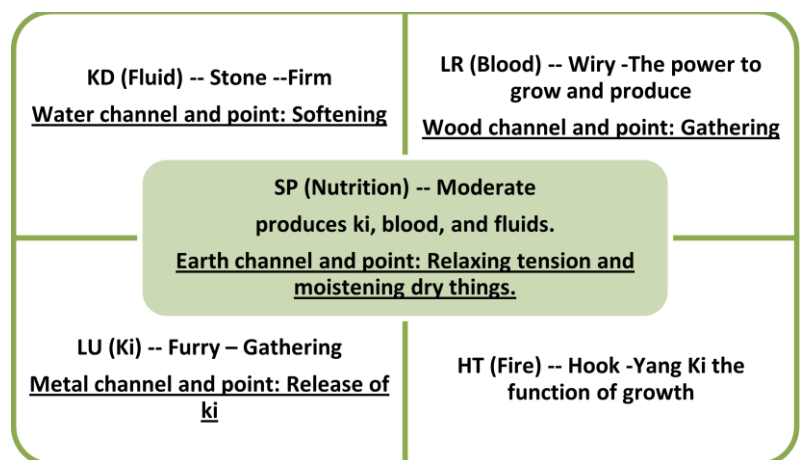
Left	Yin	Right
	Distal	
	Middle	
	Proximal	

Pulse quality diagnosis Fill out the pulse quality table (1 2 3).

	Floating	Rapid	Big	Slippery	Tight	Excess
321						
123						



Type of disease	yang	Deficiency	X Exogenous Factors	Excess JAKI
	yin			



(B) Treatment		Name of Pattern	Pts.	Dosage and other comments
	Primary SHO			
	Secondly SHO			