

MOXIBUSTION (2) 1/21/2008

T. Koei Kuwahara Lic. Ac.

New England School

Classroom Expectations

1. Review from last class.
 - a. Shape and density of the moxa pole
 - b. heat control
2. Tonification and Dispersion
3. Number of moxa

Practice

4. Point location for moxa
5. Sawada, Shirota, Hara point

Touch diagnosis Point Location for Moxa-1

Tonification

Supplemental points on: Yu(back transport), Bo(alarm), distal points on the meridians that flow through the area of the complaints, other relation-polarly points

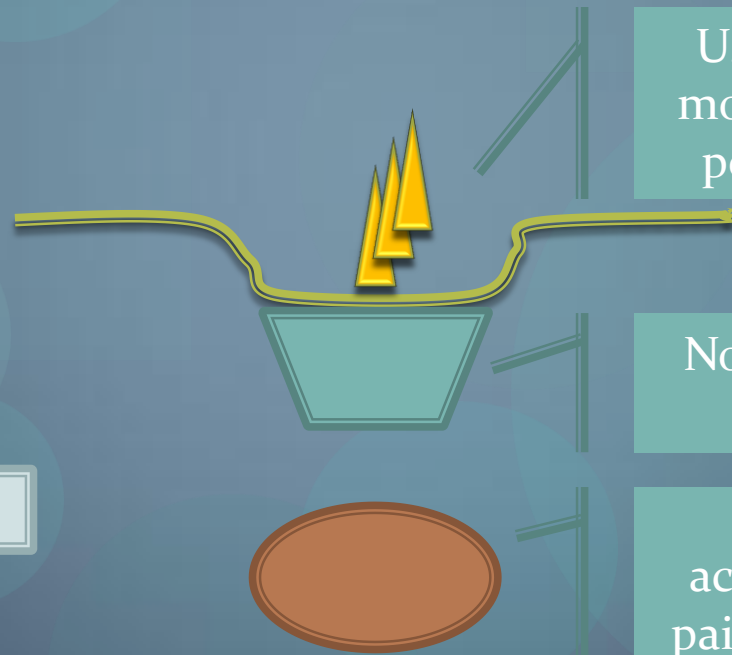
Cold

Dampness

Depressions

Deficient -type pain

Indurations



Use a smaller, softer, and more moxa threads on few points. Rhythmical heat

No strength on and under the skin

Indurations are accompanied by pressure pain. Its feels good w/press

Touch diagnosis Point Location for Moxa -2

Tonification

- A.  Sticky, flaccid, dampness
- B.  Small hardness like as a floating old grass island in the pond
- C.  Rough, dry, hard, thick, discoloration
- D.  Tight, tension
- E.  Surface of the island is hard, dry . It has a root as a volcano or image of tornado
- Its frequently seen But it is sometimes no depression.
- Moxa on the old grass island
- Moxa after bloodletting
- Moxa after filiform needle treatment (dispersive Sanshin)
- This is a point for needle treatment (dispersion for nutritive ki w/Tanshi).

Touch diagnosis Point Location for Moxa-3

Dispersion

Sprain, Contusion, Boil, several of the skin disease

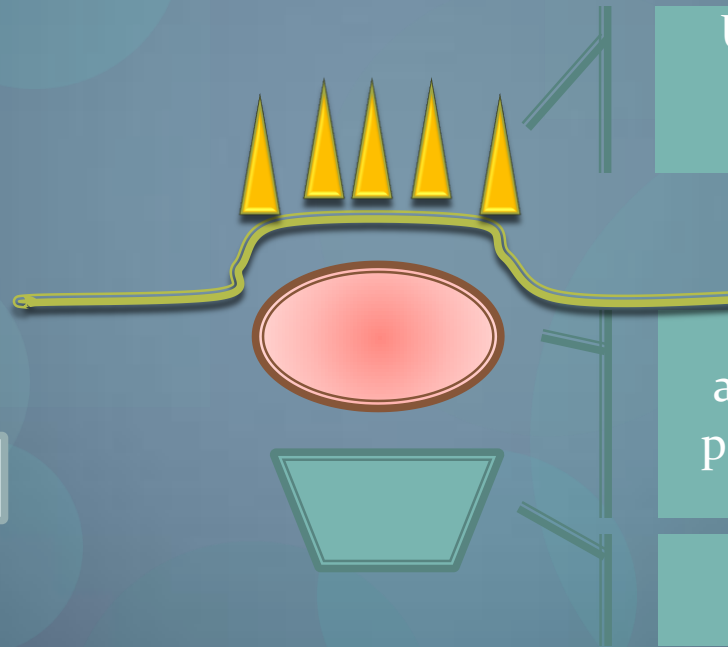
Heat

Dry

Protuberances

Excess -type pain

Indurations



Use a larger, harder and fewer moxa threads on more points

Indurations are accompanied by pressure pain. It s a increase in pain by touch


No strength under the indurations

Touch diagnosis Point Location for Moxa-3


Dispersion

Sprain, Contusion, Boil, several of the skin disease

A. Sprain, Contusion



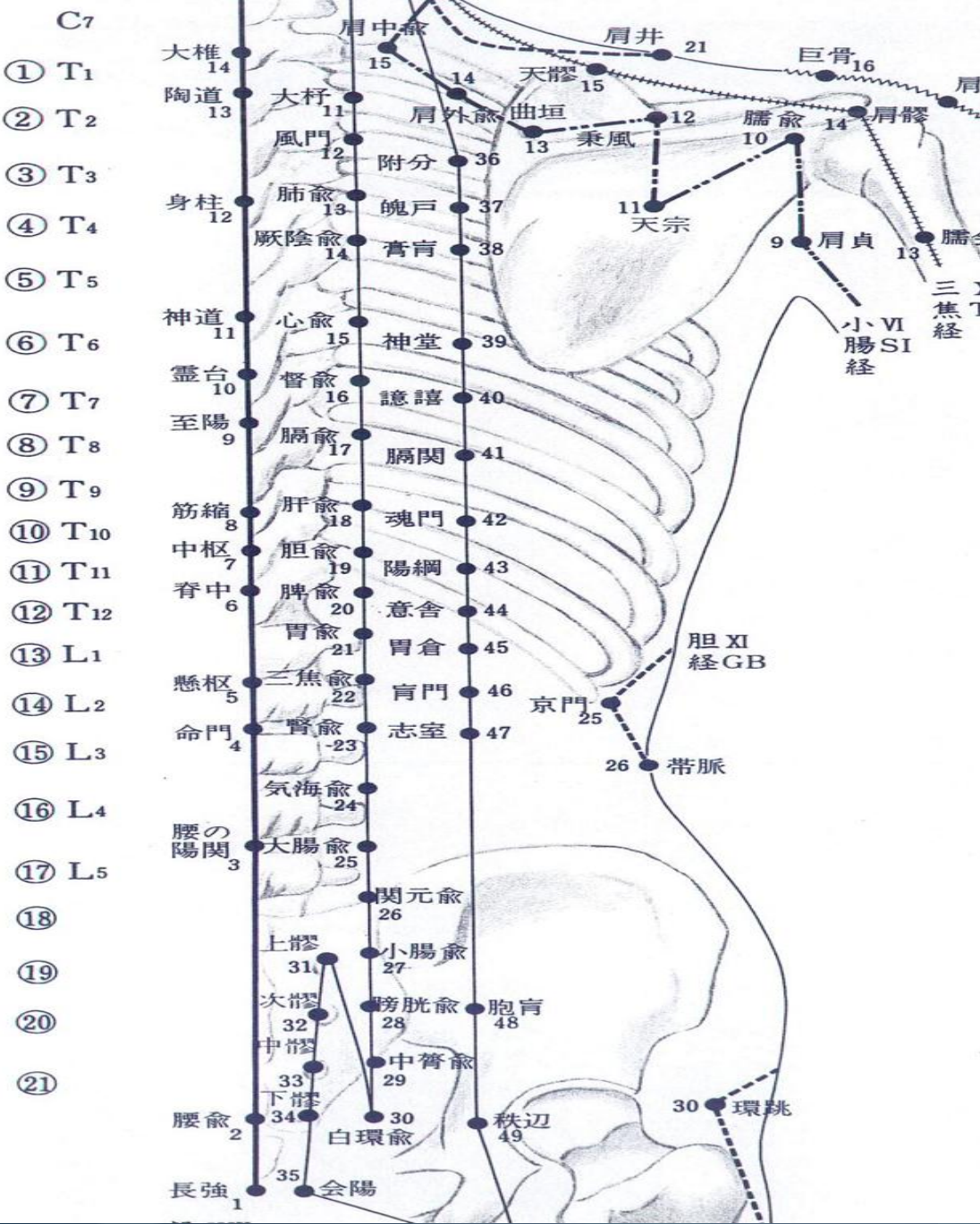
B. Boil



Recommended Moxibustion treatment

- Sawada (*Taikyoku*) treatment: JACG pp. 125
- Moxa treatment from Bunshi Shirota: JACG pp. 126-130
- Dr. Shimetaro Hara: ST₃₆ and Eight Points of the back

Taikyoku points



- GV12 BL13 Lu
- BL15 Ht
- GV8 BL18 Lv
- BL20 Sp
- BL22 Tw
- BL23 Kd
- Sawada's GB25
- Kd(B152)
- BL32 Bl
- Other: TW4, LI11, ST36,
- Sawada's KD3(Kd6)
- LI10, LU6, LI2, SI10, TW15

Dr. Shimetaro Hara's Eight points + St 36

